



Erasmus+



RESOLVE: LIFE AFTER BREXIT  
ERASMUS+

ERASMUS+  
RESOLVE: LIFE AFTER BREXIT

Travel Guide - Budapest

15th - 19th October 2021

# CONTENTS

---

What is Erasmus+

---

Project Description

---

Learning Outcomes

---

RESOLVE: Network

---

Social Action

---

Travel

---

Accommodation

---

Eating in Budapest

---

Visa

---

Money and expenses

---

Venue

---

Contact Details



Erasmus+



# What is Erasmus+

- **Erasmus+** is the European Union programme for education, training, youth and sport. Erasmus+ will run for seven years: from 2014 to 2020.
- **Erasmus+** aims to modernise education, training and youth work across Europe. It is open to education, training, youth and sport organisations across all sectors of lifelong learning including school education, further and higher education, adult education and the youth sector.



# ERASMUS+ RESOLVE: LIFE AFTER BREXIT

---

INTRODUCTION



RESOLVE: LIFE AFTER BREXIT  
ERASMUS+

# PROJECT DESCRIPTION

RESOLVE: Life after Brexit provides an opportunity for young people to engage with each other as members of the RESOLVE: Network.

And with decision-makers on a local, regional, national, EU and international-basis to share their thoughts, opinions and participate in democratic practices and social action, specifically in determining the future of the UK and its relationships with the EU and beyond!

# PROJECT DESCRIPTION

Now that Brexit has occurred and a Trade deal has been agreed, the UK and the EU can now move forwards and young people should be a part of the building this new future.

RESOLVE, is a dialogue-focused, network and social action project providing an opportunity for young people affected by these dramatic changes to engage, debate and influence UK, European and neighbouring countries' decision-makers.

# THE PROJECT: ERASMUS+ RESOLVE: LIFE AFTER BREXIT

As a RESOLVE programme, it will mobilise a range of reconciliation and peacebuilding techniques including:

- People to people dialogue
- Debate for Peace
- Simulation games
- Mediation techniques
- Effective communication & advocacy



**RESOLVE: LIFE AFTER BREXIT**  
**ERASMUS+**



# LEARNING OUTCOMES



Conflict Resolution through practical reconciliation for development learning



The development of non-cognitive Life Skills



Social Action & Network Management in learners



Intercultural and reconciliation communication skills



Understanding facilitation, training and project delivery and the use of reconciliation methods/techniques



Continuous Professional Development record training



Effective communication and advocacy for reconciliation and social change

# LEARNING OBJECTIVES

---



RESOLVE: NETWORK

---



RESOLVE: Network

# RESOLVE: NETWORK

- Each youth exchange will include a meeting for the RESOLVE youth-wing of the RESOLVE: Network to share updates & social action results;
- The Network will support youth-led social action activities in each country in addressing social intolerance;
- Reconciliation skills learned through the RESOLVE project will be utilised;
- Work with the other sections of the RESOLVE: Network in its overall objectives.

# SOCIAL ACTION

- Each country of RESOLVE participants must complete social action in their own communities.
- Either as a group or as an individual.
- It could be a Project or Volunteering.

A group of approximately 15 diverse people of various ages and ethnicities are captured in mid-air, jumping joyfully in a grassy field. They are all smiling and have their arms raised, conveying a sense of happiness and celebration. The background is a clear, bright blue sky. The overall mood is positive and energetic.

# PARTICIPANTS' PROFILE & RECRUITMENT

# PARTICIPANTS' PROFILES



Aged 18-30



25 Participants from a Fewer Opportunities background



Affected by conflict or frustrated by decision-makers



A future leader




Unemployed YP with socio-economic barriers (family issues; financial issues; educational barriers; ethnic minority, migrant or refugee; low skills; language barriers; social issues; disabilities; learning barriers; rural & urban areas; gang issues; limited employment)

# TRAVEL

---

ALL YOU NEED TO KNOW





Partner Country	Destination	Distance	Travel grant per person
Hungary	Hungary	0 KM	0 EUR
Cyprus	Hungary	500-1999 KM	275 EUR
Slovakia	Hungary	100-499 KM	180 EUR
Turkey	Hungary	500-1999 KM	275 EUR
Germany	Hungary	500-1999 KM	275 EUR
United Kingdom	Hungary	500-1999 KM	275 EUR

**TRAVEL — TO BUDAPEST**

# TRAVEL REFUNDS

## Travel refunds

Sending Partners are responsible for supporting Participants to organise their own travel.

However, Asfar's team is here to help and can provide advice on where to book and which organisations to fly with.

Asfar recommends:

- Travelsupermarket.com
- Skyscanner

to identify reasonably priced flights.

**\*\*\*Only the costs of flights will be refunded up to the Travel Grant amount.**

**\*\*\*RESOLVE: will use the conversion rate for March 2019.**

# TRAVEL REFUNDS


All travel refunds are paid to Participants sending organisation's directly.

Please liaise with your sending organisation about flights and travel refunds.



**BUDAPEST, HUNGARY**

**15th - 19th October 2021**



# RESOLVE — WHAT TO BRING WITH YOU?

Anthropolis's team recommends participants to bring comfortable casual clothes to wear throughout the week and to remember, to bring clothes suitable for all weathers.

In October in Budapest, the average temperature is around 16°C with afternoon highs of 19°C. Expect cooler weather at night with an average low of just 7°C. Cloud coverage is around 80%, which means there's slightly less sunshine compared to previous months.

Key items to bring:


- **Jeans/trousers**
- **Rain coat**
- **Trainers/comfortable shoes - preferably waterproof**
- **Umbrella**
- **Jumpers**
- **Suitable kit for informal Sports/Games activities**



# RESOLVE — WHAT TO BRING WITH YOU?

The extras:

- **Towel**
- **Rucksack**
- **Spending money (see Money & Expenses)**
- **Hair dryer**
- **Shampoo and Shower gel**
- Some of the above may be available at the accommodation, however, it is best to bring your own items just in case as the hostel may charge if you haven't brought something.
- **Medicines:** don't forget to bring all of your medicines for the week. Although partner countries' have pharmacies, for specialist medicines you will need a prescription from a doctor in your home country. This can be very expensive abroad. So bring your medicines from home.

The background of the slide is a dark, monochromatic photograph of a brick wall. Scattered across the wall are numerous analog clocks of various shapes and sizes, including round and square faces. Some clocks have numbers, while others have simple tick marks. The lighting is dramatic, with some clocks appearing more brightly than others, creating a sense of depth and texture.

# RESOLVE — TIMETABLE

## Timetable

- To be confirmed closer to the date and shared to Sending Organisations and on the Facebook Group



# ACCOMMODATION



# ACCOMMODATION

- Participants will be staying at Dominik Pension

**Dominik Panzió / Dominik Pension**  
**1146 Budapest,**  
**Cházár András street 3**

- **The rooms will be gender split.**
- Accommodation is close to the key tourist sites

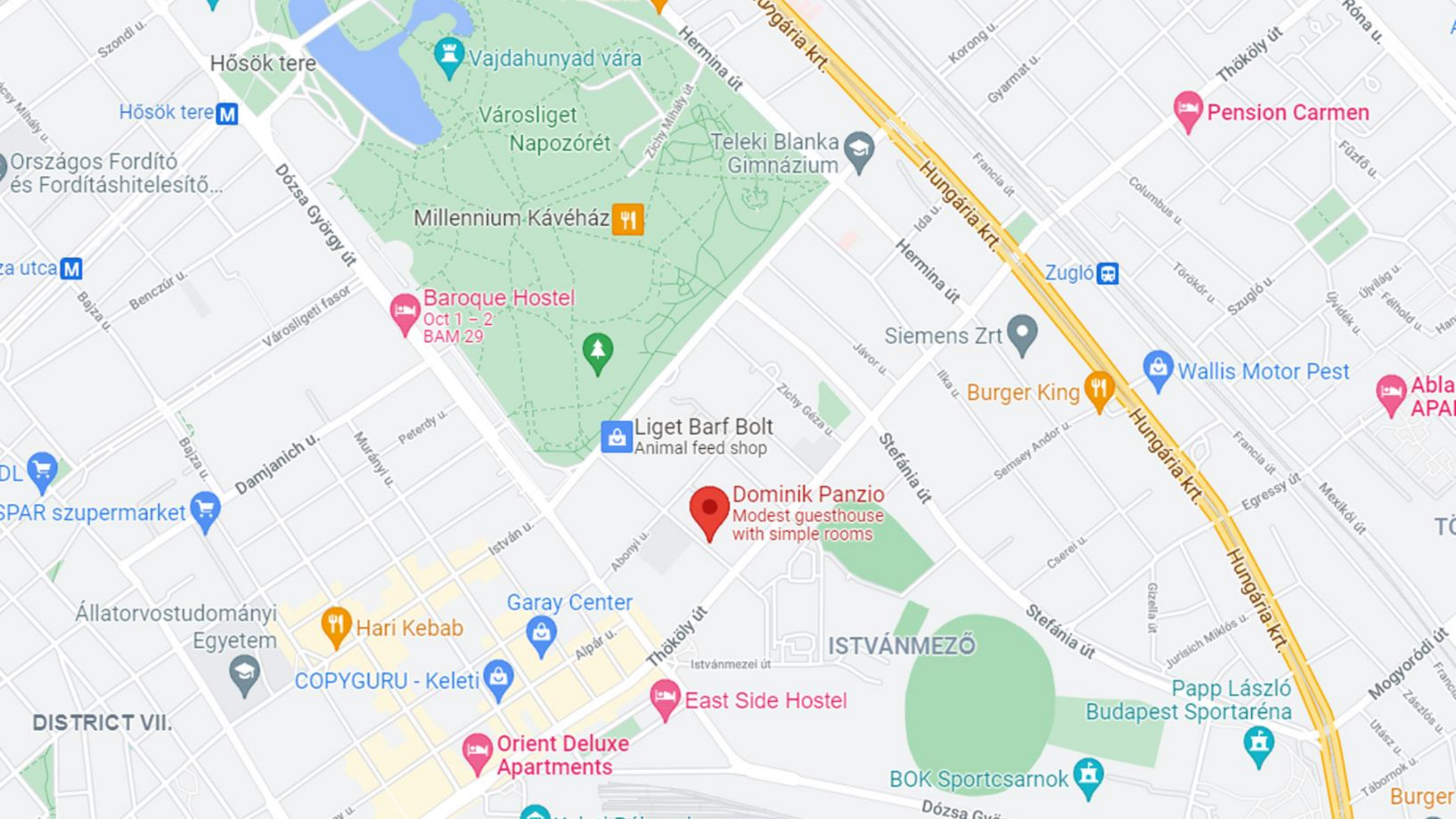
# Dominik Panzió / Dominik Pension

- Approx. 1 minute walk away from offices;
- Rooms – 2-4 beds;
- Shared bathrooms;
- Towels provided;
- Café and TV rooms;
- Terrace/garden.

For more information, visit:

<http://www.dominikpanzio.hu/?lang=en>





Hősök tere

Hősök tere **M**

Országos Fordító és Fordításhitelesítő...

za utca **M**

Vajdahunyad vára

Városliget  
Napozórét

Teleki Blanka  
Gimnázium

Millennium Kávéház

Baroque Hostel  
Oct 1 - 2  
BAM 29

Liget Barf Bolt  
Animal feed shop

Dominik Panzio  
Modest guesthouse  
with simple rooms

Garay Center

Hari Kebab

COPYGURU - Keleti

East Side Hostel

Orient Deluxe  
Apartments

ISTVÁNMEZŐ

BOK Sportcsarnok

Papp László  
Budapest Sportaréna

Pension Carmen

Zugló

Siemens Zrt

Burger King

Wallis Motor Pest

Abla  
APA

DL  
SPAR supermarket

Állatorvostudományi  
Egyetem

DISTRICT VII.

Burger



# EATING IN BUDAPEST

Meals – what is included

# MEALS DURING THE WEEK

**Breakfast:** is available each day at the Hotel (16th, 17th, 18th, 19th October)

**Lunch:** each day organized by host organization (16th, 17th, 18th October).

**Evening:** each day organized by host organization (15th, 16th, 17th and 18th October)

\*more information on the venues will be available on a later stage.

# TRAVEL TO BUDAPEST INTERNATIONAL AIRPORT (BUD)

- The **Budapest Airport** is located 16 kilometres from the city centre and it has 2 terminals: T2 A and T2 B. The T2A (for the regular flights and the Schengen Area) and T2B (for the low-cost flights and the Non-Schengen Area) are linked together.
- All the information about the airport: <http://bud.hu/english>
- Hungary is a member of the Schengen Agreement, so from most of the EU destinations there is no border control, you can enter with a valid EU ID card.

# GETTING TO BUDAPEST

## TAXI

- The prices are regulated in Budapest, 700 HUF basic fee and 300 HUF/km distance fee. Be sure that the counter is working! A trip from the Airport to the city centre costs app.: 7000-8000 HUF. You can reach the taxis at the kiosk in front of the terminals with a '**Főtaxi**' sign on it.
- **Don't take** the offer inside or outside of the building if someone invites you to a taxi!

## AIRPORT SHUTTLE

- **miniBUD** is a door-to-door service approximate 15 EUR/one way/person and some 30 EUR for the return (if there are 2 of you, the taxi is a more reasonable choice): <http://www.minibud.hu/>

# GETTING TO BUDAPEST

## PUBLIC TRANSPORT

- There is an express 0-24 h bus service, number **100E** and it leaves every 20 minutes from the terminal and takes 45-60 minutes to arrive into the centre. But the normal bus ticket is not valid on it, you have to buy a special ticket in the vending machine or at a BKK ticket counter in the terminal for 900 HUF one way.
- Timetable: <https://bkk.hu/en/travel-information/public-transport/airport-shuttle/>
- International scheduled trains depart and arrive to the **Keleti pályaudvar** (East Railway Station). Info: <https://www.mavcsoport.hu/en>
- **Flixbus** services are available from/to several European cities. International bus station at Népliget metro station. Info and booking: <https://global.flixbus.com/>



# TRAVELLING FROM THE AIRPORT BY CAR

Budapest is easy to reach from different directions via direct motorways. You have to purchase a vignette before entering the motorways. Driving to in the city is not the best option and having a parking spot is generally an everyday fight.

You have to pay for the parking in a really large area (from Monday to Friday 8-18h or 8-20h, costs 320-550 HUF/h) with tickets from the blue or gray ticket machines.

The parking time is limited on the paying street parking spots 2-4 hours maximum. There are some parking houses and garages inside the city.

If you arrive by car, check at your hotel the parking possibilities, and we recommend not to use the car during the meeting, the public transport network is more practical.

# GETTING AROUND BUDAPEST

- There is a dense transport network in Budapest, based on buses, trams, trolleybuses, 4 metro lines (M1, M2, M3, M4) and suburban trains (H lines) and some other features. There is a dense nightline network (numbers start with 900) and a 24/7 tramline, the line 6 connecting the city's grand boulevard.
- **For all the journeys you have to validate a single ticket** even if you're taking only one stop. There is an old fashioned red checking machine which you have to pull and it makes holes on your ticket (mostly on the buses) and a bit advanced stamping machine which are orange on the trams and some buses and all the metro entrances. **You can't transfer with the single tickets.** Your ticket can be checked at anytime on any route.

# GETTING AROUND BUDAPEST

- It is not super easy to buy a ticket, so it is better to be prepared with a block of 10 tickets (3000 HUF) or a kind of travel card <https://bkk.hu/en/tickets-and-passes/prices/>.
- Anthonopolis suggest to buy a 7-day-travelcard (4.950 HUF) which is valid for the whole network (except some special lines): <https://bkk.hu/en/tickets-and-passes/prices/travelcards-valid-for-one-or-more-days/budapest-weekly-ticket.35/>.
- You can buy the tickets at the airport before 10 pm, from the vending machines (better to buy them with credit cards instead of cash), and also some custom service centres in the most busy spots: <http://www.bkk.hu/pontkereso/>



To find more information on bus timetables or maps, follow this link:

<https://bkk.hu>

**BUS MAP**

A dark, monochromatic image featuring travel-related items: a suitcase, a passport, a globe, a compass, and a camera, all resting on a map background. The items are arranged in a way that suggests preparation for a journey. The text is overlaid on the left side of the image.

# KEY INFORMATION — THE REST

- Visas
- Money
- European Health Insurance Card

# VISAS

## Visa for Hungary

EU nationals and non-EU nationals (UK) can travel to Hungary (and other countries in the Schengen area) for up to 90 days in any 180-day period without a visa.

Participants from Turkey, will need to obtain a Schengen visa.



# MONEY & EXPENSES

- Hungary' currency is the Forint (HUF) – marked Ft in the price tags. The rate changes all the time (you can check the daily average convert rate: <http://www.xe.com/>). We have coins of 5, 10, 20, 50, 100, 200 forints and banknotes of 500, 1000, 5000, 10000, 20000 forints (even that some prices end with 1 to 9, the smallest amount is 5).
- To exchange you can find lot of exchange offices all around the city, with the actual rates (which can be different from place to place) and in most cases there is some commission fee, which you should ask before purchasing. You can use the ATM machines as well.

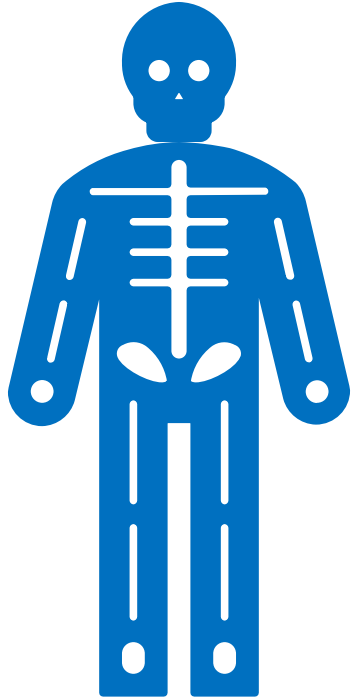
# MONEY & EXPENSES

- **Never exchange money on the street** from the people who ask you (mostly around the railway stations or in the centre). Use the official places. In a lot of places you can pay with your card, but if you don't see the sign at the entrance is better to ask. At the airport, the rate is usually really bad, better to use an ATM.
- Some general prices in Hungarian forint:  
A dish in a restaurant: 1500-5000 HUF (or more), soft drink in a restaurant: 300-800 HUF, beer (0,5 litre) or a glass of wine in a bar or restaurant: 500-1000 HUF. A good price list:  
[http://www.numbeo.com/cost-of-living/city\\_result.jsp?country=Hungary&city=Budapest](http://www.numbeo.com/cost-of-living/city_result.jsp?country=Hungary&city=Budapest)



# SAFETY IN BUDAPEST

- Budapest is just as safe as other European cities. You have to beware of the usual things: pickpockets on the public transport, those who are try the cheat the tourists on the street and in some restaurants (mostly in the Váci utca and the area and also at the night clubs, you can find some advices: <https://hu.usembassy.gov/tourist-advisory-hungary/>)
- Drug abuse is also common, but it is strictly forbidden with zero tolerance. Hopefully you will not have to deal with this, but for any trouble situation call the police: 107, or/and us.
- Hopefully you will not have to deal with this but for any case there is a general European emergency number: 112 number to call.
- For EU citizens you can get an emergency medical attendance to be covered by your national health insurance if you have the European Health Insurance Card. Prefix for Hungary: +36



# EUROPEAN HEALTH INSURANCE CARD

- If you are an EU Citizen and go to any other EU country, you should get a European Health Insurance Card (EHIC) or the Global Insurance Card (UK).
- The EHIC is free of charge and entitles you to reduced-cost, sometimes free, medical treatment that becomes necessary while you're in a European Economic Area (EEA) country. The EEA consists of the European Union (EU) countries plus Iceland, Liechtenstein and Norway.
- This is for EU citizens, plus Iceland, Liechtenstein and Norway. The EHIC will only be accepted in EEA countries or in Iceland, Liechtenstein or Norway.



# COVID-19 REGULATIONS



- Curfews are no longer in place and all shops and service providers are able to open as normal. Those who have received their first vaccine dose are issued with an Immunity Certification from the Government.
- It is no longer mandatory to wear a face mask, except in hospitals and social institutions.
- There is no longer any requirement to produce an Immunity Certificate to enter restaurants, hotels and leisure facilities and attend cultural events with booked seating. Social distancing rules are no longer in force.
- For sporting, dance and other indoor events, as well as outdoor events with more than 500 people attendance, limits remain in force and entry is only allowed to holders of Immunity Certificates. Children aged under 18 may only attend if a holder of an Immunity Certificate or under the supervision of an adult holding an Immunity Certificate.

# SHOPPING & RESTAURANTS

- The shops are generally open from Monday to Friday 10-18 or 19h, Saturdays 10-13 or 14h and Sundays closed. The bigger malls and the stores in the centre are open longer, but not later than 22h. The groceries are open from early morning to 20-22h in the evening (on Sundays until 18h), or you can find some 24/7 stores as well (marked 0-24 or non-stop).
- In the bars and restaurants you're not allowed to smoke, only in the open air terraces. You can buy cigarettes only in special stores: Nemzeti dohánybolt marked with a 'T' and an '18' sign. In the restaurants and for the taxi drivers a general 10% tip is required. In some restaurants, they already count with the tips, marked on the menu "service fee". The general English language knowledge is still relatively poor in Hungary, but in the restaurants and bars the situation is better.

# WHAT TO SEE IN BUDAPEST?

---



# ADVICE FOR TOURISTS

- In the recent years Budapest became a popular tourist destination. Budapest is a relatively large city, but you can see the main touristic attractions within a few hours. The city has different faces, areas (from the busy city centre with bars and pubs, to the baths, museums, hills to hike, island to walk, etc.), we can give you some advices for different sightseeing. There are plenty of places to see. The official city guide is here: <http://www.budapest.com/>
- There are some hop-on hop-off bus lines around the city also you can discover the city on bikes you can rent it in several places or use the bike share service the BuBi: <https://molbubi.hu/>

# VENUES



- **Anthropolis** office is located at the Thököly út 58-60. In the building there are some meeting rooms.
- From the city centre the venue is easy to reach by bus 5, 7, 110, or 112 bus stop: Cházár András utca. The building is located in front of the bus stop. Anthropolis' office is located on the 2nd floor.
- Everyday participants will be met at the hotel and taken to the venue by a member of the Asfar team, or a different partner organization.

# CONTACT DETAILS

If you have any questions please get in touch.

Email: [anthropolis.iroda@gmail.com](mailto:anthropolis.iroda@gmail.com)

